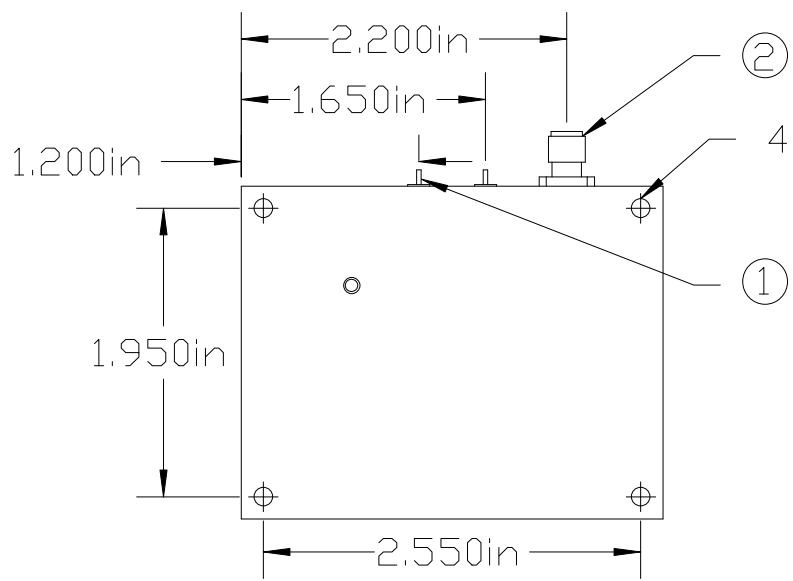
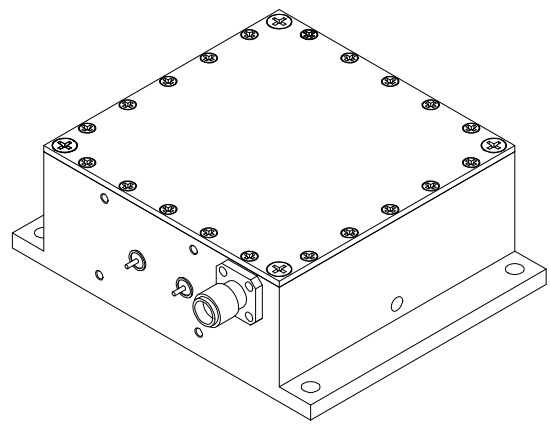
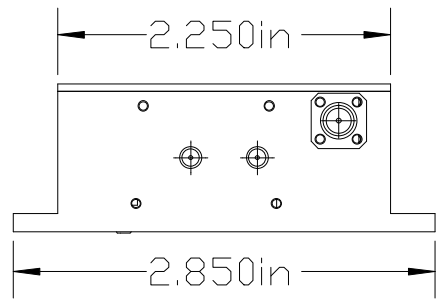
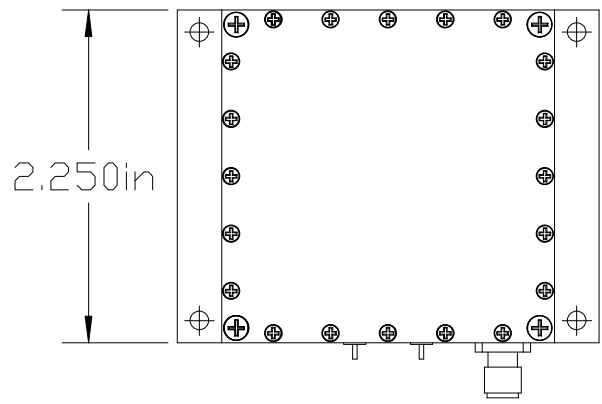



REV	DATE	REVISION RECORD	DWN	AUTH
-	11-06-08	Initial Release	Liz	GP
A	04-24-14	Qual P/N, 501-	Liz	



② 4-40 Thru Hole x4

2. ITEM 2 PART NUMBER 212-511SF, SOUTHWEST MICROWAVE (FSCM 66049).

1. ITEM 1 PART NUMBER MP-628-317, METAL PROCESSING CO, INC. (FSCM 0AN48).

 Wenzel Associates, Inc. Austin, Texas				
Title:				
10.0 MHz-SC Space Crystal Oscillator				
P/N: 500-19933	Rev: A	Date: 04-24-14	Drawn:	Ref: OCXO-1
Tolerances: (except as noted) Dimensions are in inches	0.XX Dec: ±0.030"	0.XXX Dec: ±0.010"	FSCM: 62821	Page 1 of 3

GENERAL REQUIREMENTS

Material, Design and Construction MIL-PRF-55310
 Parts and Materials List Supplied
 Parts, Materials EEE-INST-002, JANTX Semiconductors, ER passives and 883B ICs, when available.
 Crystal 10 MHz, premium Q, Z-swept, synthetic quartz
 Outgassing TML<1% and CVCM <0.1% per SP-R-002A
 Traceability Semiconductor and passive lot and date code tracking
 De-rating per EEE-INST-002, (JPL-D-8545, alternative)
 Soldering J-STD-001 class 3
 Case Nickel-plated aluminum housing
 Finish Electroless nickel per MIL-C-26074

ELECTRICAL PERFORMANCE

RF Output Frequency 10 MHz, sine wave
 Frequency Accuracy (initial) $\pm 2 \times 10^{-8}$ at +25°C
 Frequency Stability $\pm 5 \times 10^{-8}$ for -10°C to +50°C (ref +25°C)
 Aging Rate (after 90 days operating)
 1 day $\pm 5 \times 10^{-10}$
 1 month $\pm 5 \times 10^{-9}$
 RF Output Power +13 dBm ± 1.5 dB into 50Ω
 RF Output 2nd Harmonic -30 dBc
 RF Output Sub-harmonics ≤ -40 dBc
 RF Output Spurious ≤ -100 dBc, 100 KHz to 1 GHz
 Phase Noise (Static) 10 MHz
 1 Hz -100 dBc/Hz
 10 Hz -130 dBc/Hz
 100 Hz -150 dBc/Hz
 1 KHz -155 dBc/Hz
 10 KHz -155 dBc/Hz
 Supply voltage +15 VDC $\pm 5\%$
 Warm-up power ≤ 5 watts
 Warm-up time ≤ 20 minutes at ambient pressure $\leq 5 \times 10^{-5}$ torr
 Input power ≤ 2.5 watts steady state at ambient pressure $\leq 5 \times 10^{-5}$ torr

ENVIRONMENTAL CONDITIONS

Operating temperature -10°C to +50°C
 Storage temperature -40°C to +105°C
 Ambient pressure Atmospheric (760 torr), Vacuum ($\leq 5 \times 10^{-5}$ torr)

MECHANICAL SPECIFICATIONS

Size 2.25" x 2.25" x 1.0" (57.1 x 57.1 x 25.4 mm)
 Weight ≤ 300 grams
 Physical Pressure relief holes

REV	DATE	REVISION RECORD	DWN	AUTH
-	11-06-08	Draft	Liz	GP
A	04-24-14	Qual P/N, 501-	Liz	

MODEL DEFINITIONS

EM (Engineering Model) Design and Construction similar in appearance and identical in form, fit, and function to FM. Developed using best commercial practice, including some commercial parts and materials. EM shall be subjected only to electrical tests, with some environmental testing performed.

FM (Flight Model) Fabricated to meet all design, construction, and test requirements reference MIL-PRF-55310, Class 1, Product level S. FM shall be subjected to the entire compliment of electrical and environmental acceptance tests listed.
 Flight Model Space Level, Parts EEE-INST-002, Level 1,2,3
 MIL-PRF-3098 Level 2 Crystals, Tested to Table 2, Qual Table 3 by similarity
 MIL-PRF-19500 / MIL-STD-750 Semiconductors, JANTXV with PIN D, JANTX with PIN D and DPA (5 ea)

Qualification Testing for (1) sample unit, when specified

500-19933-01 EM Engineering Model
 500-19933-02 QM Qualification Model
 500-19933-03 FM Flight Model

Wenzel Associates, Inc.				
Austin, Texas				
Title: 10.0 MHz-SC Space Crystal Oscillator				
P/N: 500-19933	Rev: A	Date: 04-24-14	Drawn:	Ref: OCXO-1
Tolerances: (except as noted) Dimensions are in inches	0.XX Dec: ± 0.030"	0.XXX Dec: ± 0.010"	FSCM: 62821	Page 2 of 3

QUALIFICATION TESTS (Non-flight model, only)

Group I (1 samples)	Visual, Electrical Tests*
Burn-In (operational)	240 hours minimum at +50°C
Group II (1 samples)	
Aging	30 Days
Group III Subgroup 1 (1 sample)	
Random Vibration	11.95 Grms, MIL-STD-202, method 214 I-D, 50 to 2000 Hz, 5 min per axis
Shock	MIL-STD-202, Method 213, Condition A, 50G, 11msec
Group III Subgroup 2 (1 sample)	
Thermal Shock	MIL-STD-202, Method 107, Condition A-1, 25 cycles, -55°C to +85°C
Ambient Pressure	MIL-STD-202, Method 105, at <5 x 10 ⁻⁵ torr
Group III Subgroup 3 (1 sample)	
Resistance to Soldering Heat	MIL-STD-202, Method 210, Condition A
Group III Subgroup 4 (1 sample)	
Terminal Strength	MIL-STD-202, Method 211, Condition C, Not applicable for pins <0.25"
Solderability	MIL-STD-202, Method 208
Resistance to Solvents	MIL-STD-202, Method 215 Not applicable when marking is electro-etched
Electrical Tests*	
Radiographics	MIL-STD-202, method 209

ACCEPTANCE TESTS (Flight Model)

Electrical Tests*	
Thermal Shock	MIL-STD-202, Method 107, Condition A, 5 Cycles, -55°C to +85°C
Random Vibration (non-operational)	7.56 Grms overall, 50 to 2000 Method 214 I-B, 50 to 2000 Hz, 5 min per axis
Electrical Tests*	
Burn-In (operational)	240 hours minimum at +50°C
Aging Rate	Projected after 30 days operating
Electrical Tests*	
Radiographics	MIL-STD-202, method 209

***ELECTRICAL TESTS**

Tested at ambient pressure ≤5 x 10⁻⁵ torr and at -10, +25, and +50 °C unless otherwise noted

- Warm-Up Power (-10 °C only)
- Warm-Up Time (-10 °C only)
- Input Power
- Cold Start (-10 °C)
- Hot Start (+50 °C)
- RF Output Power
- RF Output Harmonics
- RF Output Spurious
- Frequency Accuracy (+25 °C only)
- Frequency Stability
- Phase Noise - Static (+25 °C only, 760 torr)

ANALYSES

Thermal Analysis, Component Stress Analysis

REV	DATE	REVISION RECORD	DWN	AUTH
-	11-06-08	Initial Release	Liz	GP
A	04-24-14	Qual P/N, 501-	Liz	

Wenzel Associates, Inc.				
Austin, Texas				
Title:				
10.0 MHz-SC Space Crystal Oscillator				
P/N:	Rev:	Date:	Drawn:	Ref:
500-19933	A	04-24-14		OCXO-1
Tolerances: (except as noted) Dimensions are in inches	0.XX Dec: ±0.030"	0.XXX Dec: ±0.010"	FSCM: 62821	Page 3 of 3